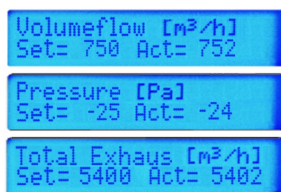




CONTROL PANEL TYPE
BE-LCD



CONTROL PANEL



TEXT DISPLAY



DISPLAY, FUNCTION
BUTTONS WITH STATUS
DISPLAY

BE-LCD

FOR EASYLAB FUME CUPBOARD CONTROLLERS OR ROOM CONTROLLERS, WITH TEXT DISPLAY

Control panels to be used with fume cupboard controllers or room controllers, for displaying operating values, activating functions and signalling operating states

- Signalling of safety-related functions for fume cupboards according to EN 14175 or of operating states for rooms
- Display of actual values, setpoint values and status messages
- Wireless communication with Bluetooth module
- 40-character text display
- Push buttons for the operating mode default setting and for specific functions
- Project-specific range of functions with configurable push buttons
- Integral service socket for configuration and diagnosis
- Casing suitable for flush mounting to fume cupboard side frame, or for surface mounting on a wall

Application



Application

- Control panels Type BE-LCD for displaying and operating the aerodynamic functions of fume cupboards or rooms
- Display of actual values, setpoint values, and operating states either as text or on the status display
- Optical and acoustic alarms
- Operating mode default setting
- Operation of lighting, automatic sash device or blinds without additional installation or wiring

Control panel for fume cupboard control

- Status display to EN 14175
- Connection to fume cupboard controller EASYLAB TCU3

Room control panel

- Status display for the volume flow rate or differential pressure control of a room
- Connection to room controller EASYLAB TCU3 or TAM with active room management function

Special characteristics

- Large three-colour status display
- Push buttons and functions can be configured individually
- Easy to use – available function buttons are visible, unavailable function buttons are not visible
- Excellent operating reliability as a result of continuous self monitoring of the communication between controller and control panel
- Pluggable adapter which can provide four different viewing angles
- Mounting on side frame or wall

Description



Parts and characteristics

- 40-character display, backlit (blue)
- Three-colour status display (green, yellow, red) with text HIGH and LOW
- Sash monitoring warning display
- 8 function button fields, can be individually activated
- Alarm sounder
- Connection socket for EASYLAB controller
- Integral service socket for configuration and diagnosis of the controller
- Wireless communication with Bluetooth module BlueCon
- 5 m connecting cable
- Rectangular casing suitable for flush mounting or surface mounting

Useful additions

- EasyConnect: Configuration software for the commissioning and diagnosis of EASYLAB components

Construction features

- Casing with base plate and pluggable adapter to facilitate mounting
- Adapter allows for mounting even on small side frames of fume cupboards
- Pluggable adapter which can provide four different viewing angles: from the right, from the left, from top, from bottom
- Pluggable connections

Materials and surfaces

- Casing in ABS plastic
- Casing: pearl light grey (RAL 9022)
- Front plastic: anthracite grey (RAL 7016)

MŰSZAKI INFORMÁCIÓK

The BE-LCD control panel is used to display and control the most critical aerodynamic and safety-related functions of a fume cupboard or a room. Users obtain information regarding the condition of the fume cupboard or room and can select among various operating modes. The individual display elements and controls are as follows:

- Three-colour status display
- Warning display
- 40-character display
- Alarm sounder
- 8 function button fields: 1 acoustic alarm acknowledgement, 3 operating mode buttons, 2 buttons for the automatic sash device, 1 button for the fume cupboard lighting, 1 button for manual control
- Service socket

The range of functions of the control panel can be adapted to project-specific requirements using the EasyConnect configuration software. The range of functions may vary for different fume cupboards or rooms.


The function button fields are used for display and for operation. The available functions are highlighted in blue.

A required function can be selected by pressing the corresponding button.

- Selecting an operating mode
- Automatic sash device
- Fume cupboard lighting on/off

The 40-character display shows system messages or, if enabled, actual values.

EASYLAB control panel BE-LCD



- ① 40-character display
- ② Alarm sounder
- ③ Sash monitoring warning display

- ④ Status display (green, yellow, red) with text HIGH and LOW
- ⑤ Connection socket for service and commissioning
- ⑥ Acoustic alarm acknowledgement
- ⑦ Manual control
- ⑧ Selection of operating mode
- ⑨ Lighting or other equipment (RMF)
- ⑩ Automatic sash device (FH), sun protection, e.g. blinds (RMF)
- Base plate
- Connection socket for EASYLAB controller

Supply voltage	24 V DC from the controller TCU3 or adapter module TAM
Connecting cable	Approx. 5 m standard network patch cable, SF-UTP, extendable to 40 m
Operating temperature	10 - 50 °C
IEC protection class	III (protective extra-low voltage)
Protection level	IP 20
EC conformity	EMC according to 2004/108/EC
Dimensions	145 × 111 × 23 mm
Weight	0.280 kg

Control panels with adjustable status display for the EASYLAB system, used to display and control the most critical aerodynamic and safety-related functions of a fume cupboard or a room. The control panel includes a backlit 40-character display, function buttons, a three-colour status display, an alarm sounder, and a service socket.

Mounting on side frame or wall

Functions

- Configurable, optical and acoustic signalling of the safety-related functions
- Text displays in several languages
- Large three-colour status display; green, yellow or red with text LOW or HIGH (red: either blinking or permanent)
- Continuous self monitoring of the communication between controller and control panel
- Integral service socket for configuration and diagnosis
- Wireless communication with Bluetooth module BlueCON
- Two control panels can be connected simultaneously to a controller

Configurable functions

- Available (configured) function buttons are visible
- Unavailable function buttons are not visible

Control panel for fume cupboard controller

Function buttons that can be activated

- Warning display that the 'maximum operational sash opening' has been exceeded
- Increased volume flow
- Reduced volume flow
- Shut-off mode
- Automatic sash device
- Fume cupboard lighting
- Manual mode (override operating mode default setting)

Text display

- Service is due (option)
- Power supply failure (EASYLAB controller with expansion module EM-TRF-USV)
- Smoke extract is active
- Extract air scrubber is active
- Device faults (various codes)
- Display of face velocity actual value at fume cupboards (option for fume cupboards with face velocity transducer)

Control panel for room controllers

Functions

- Configurable, optical and acoustic signalling of the safety-related functions of a room with up to 24 EASYLAB controllers
- Room pressure monitoring
- Monitoring of the total room extract air (excess will be signalled)
- Monitoring of the minimum room extract air (shortfall will be signalled)
- Consolidated alarm for the room

Function buttons that can be activated

- Increased volume flow
- Reduced volume flow
- Shut-off mode
- Manual mode (override room operating mode default setting)
- Control input signal for an individually usable relay changeover contact, e.g. for lighting
- Control input signal for sun protection/blinds (to be provided by others)

The operating mode default setting applies to all controllers in a room.

Text display

- Room operating mode
- Total room extract air setpoint value and actual value (option)
- Room pressure setpoint value and actual value (option)
- System and device faults
- Power supply failure (EASYLAB controller with expansion module EM-TRF-USV)

Special characteristics

- Large three-colour status display
- Push buttons and functions can be configured individually
- Easy to use – available function buttons are visible, unavailable function buttons are not visible
- Excellent operating reliability as a result of continuous self monitoring of the communication between controller and control panel
- Pluggable adapter which can provide four different viewing angles
- Mounting on side frame or wall

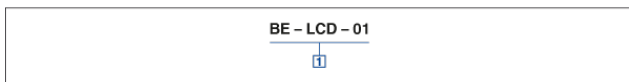
Materials and surfaces

- Casing in ABS plastic
- Casing: pearl light grey (RAL 9022)
- Front plastic: anthracite grey (RAL 7016)

Technical data

- Supply voltage: 24 V DC from the controller TCU3 or adapter module TAM
- Plug-in connection cable, 5 m long, extendable to 40 m (standard network patch cable SF-UTP)
- Protection level: IP 20

BE-LCD-01



Type

BE-LCD-01 Control panel with 40-character display